


7X24 Base Load Alberta Forward Power & NGX Natural Gas Prices (CAD\$)

Power	Cad								Est Heat Rate Today	NGX	Nat Gas					
	Est Today	Prev Mid Market	Chg Today	Month to Date Avg	Year to Date Avg	Year to Date High	Year to Date Low	Est Today			Prev Mid Market	Chg Today	MTD Avg	YTD Avg	Year to Date High	Year to Date Low
Day Ahead	\$225.00	\$132.00	+\$93.00	\$112.00	\$72.64	\$650.00	\$20.00	71.88	Day Ahead	\$3.13	\$3.22	-\$0.09	\$3.18	\$3.52	\$4.75	\$3.00
Bal Month	\$85.00	\$76.00	+\$9.00	\$78.43	\$68.83	\$300.00	\$28.00	26.65	Bal Month	\$3.19	\$3.28	-\$0.09	\$3.24	\$3.52	\$4.13	\$2.98
Dec-11	\$110.00	\$107.25	+\$2.75	\$107.75	\$81.84	\$110.00	\$52.30	32.74	Dec-11	\$3.36	\$3.44	-\$0.08	\$3.44	\$3.88	\$4.46	\$3.30
Jan-12	\$102.00	\$101.50	+\$0.50	\$101.46	\$77.39	\$102.00	\$52.50	30.18	Jan-12	\$3.38	\$3.47	-\$0.09	\$3.48	\$3.92	\$4.48	\$3.34
Feb-12	\$107.00	\$105.75	+\$1.25	\$105.86	\$75.63	\$107.00	\$49.75	31.56	Feb-12	\$3.39	\$3.47	-\$0.08	\$3.48	\$3.93	\$4.47	\$3.34
Mar-12	\$70.25	\$70.00	+\$0.25	\$70.11	\$60.51	\$71.50	\$44.75	20.78	Mar-12	\$3.38	\$3.46	-\$0.08	\$3.46	\$3.90	\$4.43	\$3.31
Apr-12	\$63.00	\$62.50	+\$0.50	\$62.00	\$48.78	\$63.00	\$41.00	18.99	Apr-12	\$3.32	\$3.40	-\$0.08	\$3.40	\$3.79	\$4.24	\$3.27
May-12	\$60.00	\$59.50	+\$0.50	\$59.00	\$48.98	\$60.00	\$41.50	18.14	May-12	\$3.31	\$3.39	-\$0.08	\$3.39	\$3.79	\$4.19	\$3.27
Cal 12	\$77.15	\$76.85	+\$0.29	\$76.78	\$63.03	\$77.15	\$48.75	22.57	Cal 12	\$3.42	\$3.50	-\$0.08	\$3.51	\$3.92	\$4.36	\$3.38
Cal 13	\$74.25	\$74.25	+\$0.00	\$74.25	\$63.85	\$74.25	\$52.25	19.00	Cal 13	\$3.91	\$3.98	-\$0.07	\$3.99	\$4.28	\$4.56	\$3.87
Cal 14	\$74.50	\$74.50	+\$0.00	\$74.50	\$64.95	\$74.50	\$54.00	17.48	Cal 14	\$4.26	\$4.32	-\$0.06	\$4.33	\$4.56	\$4.84	\$4.24
Cal 15	\$74.50	\$74.50	+\$0.00	\$74.57	\$66.07	\$75.00	\$57.50	16.45	Cal 15	\$4.53	\$4.58	-\$0.05	\$4.57	\$4.80	\$5.17	\$4.46
Cal 16	\$74.00	\$74.00	+\$0.00	\$74.00	\$66.91	\$74.00	\$60.50	15.35	Cal 16	\$4.82	\$4.86	-\$0.04	\$4.85	\$5.06	\$5.50	\$4.71
Cal 17	\$74.50	\$74.50	+\$0.00	\$74.50	\$68.13	\$74.50	\$63.50	14.55	Cal 17	\$5.12	\$5.15	-\$0.03	\$4.95	\$5.16	\$5.60	\$4.81

AESO Gen Today:	07:45AM	Load 8896	Forecast demand today 8780	Import BC 340	AESO \$899.02	TMR Ref \$39.72
	Offline Coal - SD3,5,6 1169		Offline Nat Gas 471	Import Sask 150	Low Output Hydro 459	Offline Hydro 57
	Low Output Coal 358		Low Output Nat Gas 1336	Total Imports 490	Low Output Wind 193	Offline Wind 82
	Generation MW Offered at \$0 5574				Low Output Biomass & Other 64	Offline Biomass 0

AESO		Base		Off P		Peak		AESO
Alberta	Date	7X24	Chg	6X8	Chg	6X16	Chg	7X24 HR
Forecast	Today	\$205.59	+\$35.93	\$31.43	+\$1.66	\$277.71	+\$29.36	65.68
Summary	Nov 06 11	\$169.66	+\$96.89	\$29.77	-\$6.84	\$248.34	+\$157.50	52.69
MTD Avg	Nov 06 11	\$81.78	+\$17.58	\$26.47	+\$0.66	\$110.89	+\$27.49	25.72
YTD Avg	Nov 06 11	\$75.66	+\$0.30	\$25.79	+\$0.01	\$111.71	+\$0.52	21.47
Avg Load	Nov 06 11	8444	7	7958	23	8717	+31	
YTD 2010	Nov 06 10	\$49.87	-\$0.08	\$28.45	-\$0.02	\$64.18	-\$0.14	14.15
1 Yr Ago	Nov 06 10	\$26.68	+\$1.45	\$23.27	+\$3.47	\$28.39	+\$0.45	8.58

ieso		Base		Peak	
Ontario	Date	7X24	Chg	5X16	Chg
Summary	Nov 06 11	\$17.43		\$0.00	
MTD Avg	Nov 06 11	\$27.10		\$31.90	
YTD Avg	Nov 06 11	\$30.79		\$36.05	
Avg Load	Nov 06 11	15,477		16,313	
YTD 2010	Nov 06 10	\$36.89		\$42.66	
1 Yr Ago	Nov 06 10	\$36.42		\$0.00	

US 6X16 POWER		
PRICES (US\$/MWh):		
Mid C	Nov 4	
Spot	\$36.11	-\$0.19
Nov-11	\$36.80	+\$0.15
Front Q	\$30.95	-\$0.02
Palo V	\$35.99	+\$1.32
Cob	\$39.21	-\$1.18
Nepool	\$43.20	+\$0.49


NGX Power Trades	Nov 04 11
Alberta ASM	109,944
Alberta Energy Swap	32,240
Alberta OTC	86,090
Ontario OTC	-
Ontario Energy Swap	-
Total	228,274

AESO Merit Order Megawatts Offered To Go From \$200 to \$900 As of HE6 Today

218 MW

MW Offered in the \$900's

972 MW

"NGX" RRO Power Index (\$/MWh):		7X24 Daily	Index To Date	7X16 Daily	Index To Date
Dec 2011	Nov 4 Chg	\$106.961	\$106.362	\$143.648	\$140.239
		+\$0.164	+\$0.028	-\$0.138	+\$0.145

Natural Gas

NYMEX (US/MMBtu)

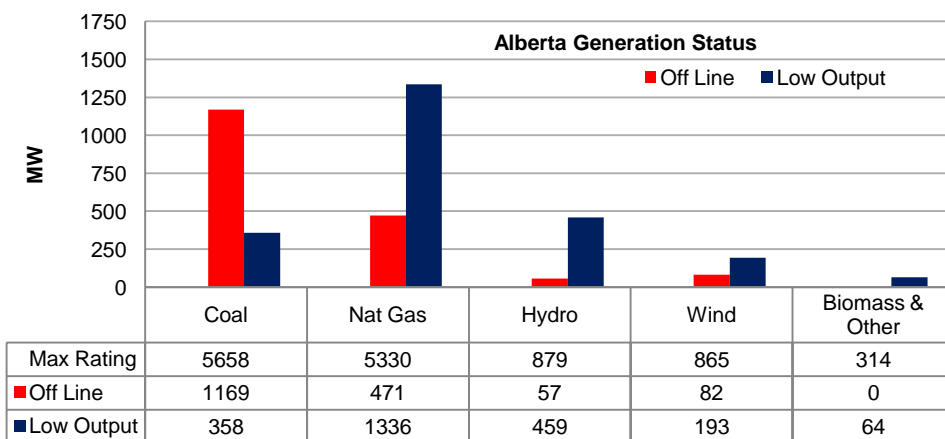
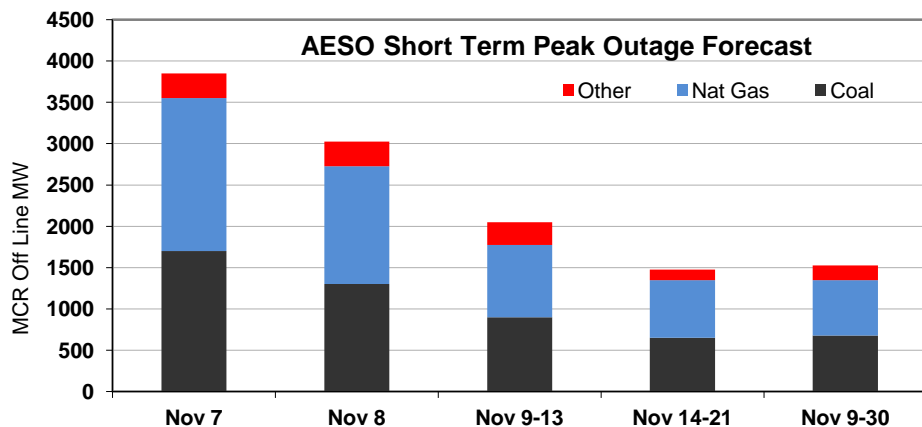
NGX Alberta (Cad/GJ)

Henry Hub	Daily		AECO	Daily		Basis
	Nov 4	Change		Nov 4	Change	
Spot	\$3.442	+\$0.051	Spot	\$3.220	-\$0.020	-\$0.105
Dec-11	\$3.783	+\$0.005	Dec-11	\$3.443	+\$0.010	-\$0.218
Jan-12	\$3.892	-\$0.009	Jan-12	\$3.470	+\$0.010	-\$0.300
Feb-12	\$3.900	-\$0.009	Feb-12	\$3.473	+\$0.010	-\$0.308
Mar-12	\$3.874	-\$0.008	Mar-12	\$3.460	+\$0.013	-\$0.298
Apr-12	\$3.871	-\$0.008	Apr-12	\$3.460	+\$0.013	-\$0.360
Cal 2012	\$4.010	-\$0.009	Cal 2012	\$3.498	+\$0.008	-\$0.395
US/Cdn FX	\$1.0180	+\$0.005	Cal 2013	\$3.978	+\$0.019	
Prompt Crude Oil	\$94.26	+\$0.190	Cal 2014	\$4.321	+\$0.018	
Heating Oil	\$3.071	+\$0.033	Cal 2015	\$4.579	+\$0.039	



NGX Nat Gas		Nov 4	Change
(CAD/GJ)	Stn 2 BC	\$3.040	-\$0.250
(US/MMBtu)	Sumas	\$3.853	-\$0.078
(US/MMBtu)	Dawn Spot	\$4.110	-\$0.100
	Dawn Prompt	\$4.253	-\$0.010

TCPL Alberta	06Nov11	Daily	06Nov10	Annual Chg
Field Receipts	10,546	+10	9,071	+1,475
Linepack	16,312	-10	15,011	+1,301
Ab Storage	+790	+177	-493	+1,283
Storage Inv Bcf	413.6		379.3	34.3
% Full	97%		89%	8%

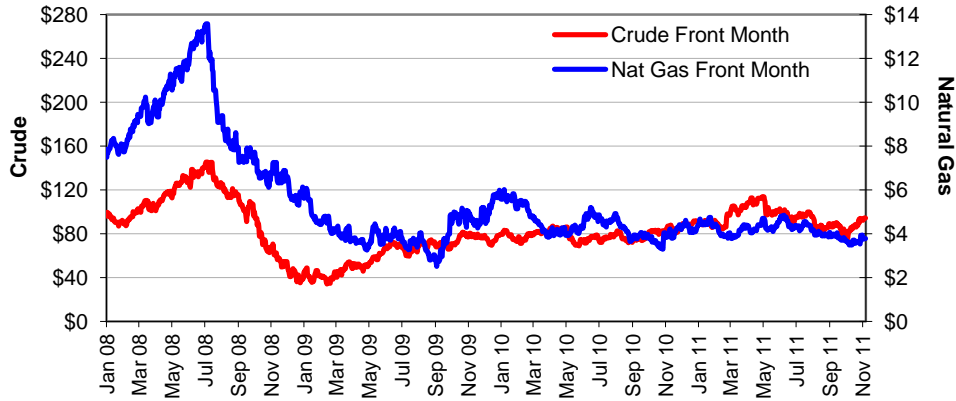


Power News: Sundance#6 went offline at 22:12 Friday; Sundance#5 went offline at 17:47 Saturday; Sundance#3 went offline at 07:57 Sunday... Ontario-based Algonquin Power and Utilities Corp recently unsolicited take over bid angers Western Wind Energy of Vancouver, BC. The unsolicited Algonquin bid of \$2.50 in cash or cash and shares was nearly double the previous market price for the Vancouver-based company but only half of what independent consultants have estimated Western Wind's value to be. Unlike many wind-energy companies in Canada that are in a tailspin, Western Wind is riding the proverbial winds of change all the way to the bank. Western Wind has two wind farms with a total capacity of 34.5 megawatts operating in California, a 10.5-megawatt wind and solar project in Arizona and is developing a project in Puerto Rico. Later this month, it will bring online its 120-megawatt Windstar Wind Farm in Tehachapi, Calif. That deal has been sweetened with Western Wind securing a U.S. government cash grant totalling \$108 million US...Raum Energy Inc., is one the many innovative firms that make up Canada's "small wind" sector – companies that make turbines that are minuscule compared to the towering giants going up in huge wind farms around the world. Based in Saskatoon, Raum makes among the smallest turbines, with two models generating 1.5 and 3.5 kilowatts of power. Highly efficient, these models take little maintenance and can be erected using just a tractor or truck to pull the tower into place. Once installed, they supplement what comes from the electricity grid, and when the wind power isn't needed by the farmer or business owner, it can be sold back to the utility through the grid. While Canada is a leader in the small-wind business, most of the turbines the industry makes is currently exported. Canadian companies now represent more than half of the world's manufacturers of turbines in the 30 to 100 kilowatt range but export 87% of the turbines.

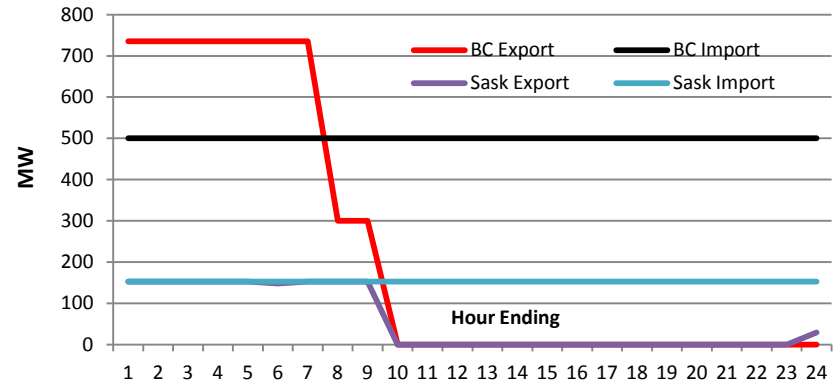
Chase Enterprises Ltd. provides this information solely as a service to its customers. The information is not to be considered investment advice or an indication to buy or sell. Although Chase has taken reasonable precautions to ensure the accuracy of the information presented, Chase does not warrant its accuracy and assumes no liability of any kind with respect to the information. Chase believes any forward-looking statements contained herein are based on reasonable assumptions; no assurance can be given as to their ultimate accuracy. Call Bob Hesson 403-397-3082. Chase Enterprises Ltd. is copyright protected.



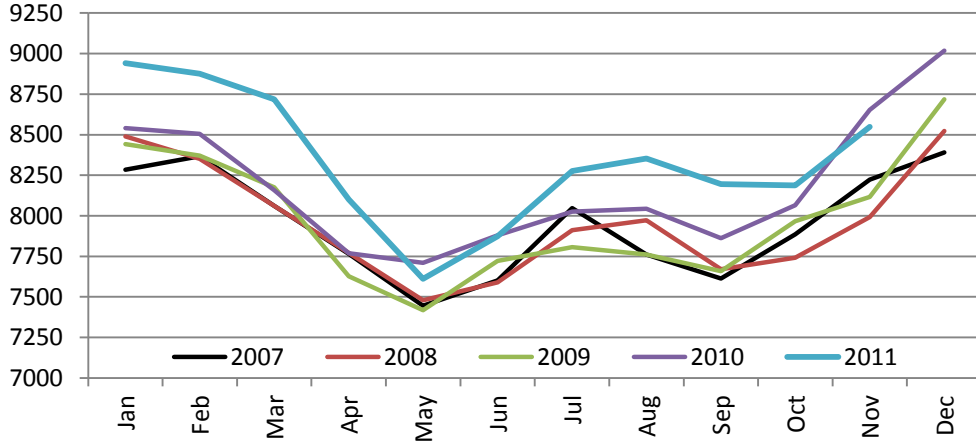
Nymex Crude and Natural Gas USD (Scale of 20)



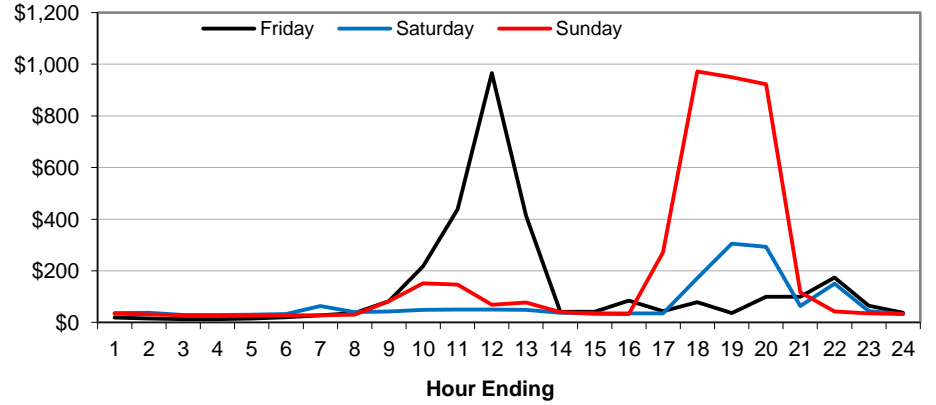
Alberta Power Import Export Capability Today



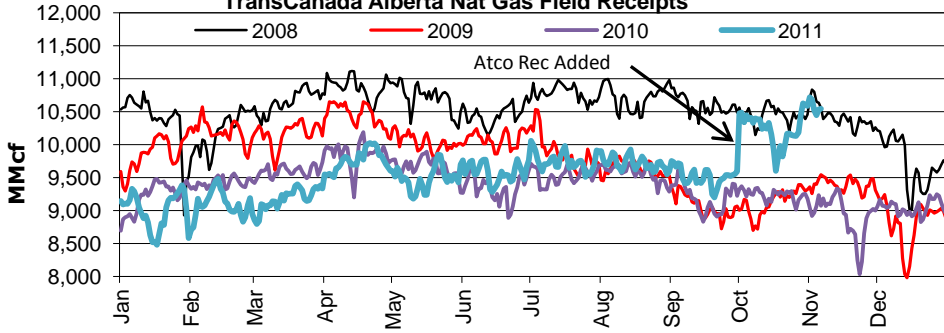
AESO Load



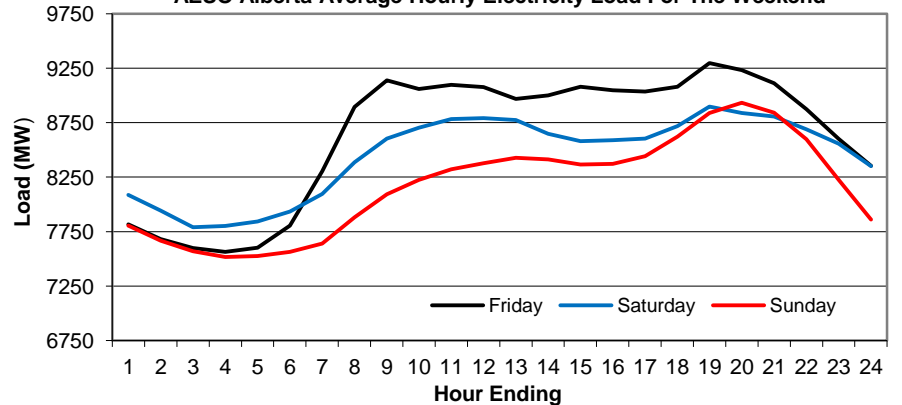
AESO Alberta Average Hourly Electricity Pricing For The Weekend



TransCanada Alberta Nat Gas Field Receipts



AESO Alberta Average Hourly Electricity Load For The Weekend



Chase Enterprises Ltd. provides this information solely as a service to its customers. The information is not to be considered investment advice or an indication to buy or sell. Although Chase has taken reasonable precautions to ensure the accuracy of the information presented, Chase does not warrant its accuracy and assumes no liability of any kind with respect to the information. Chase believes any forward-looking statements contained herein are based on reasonable assumptions; no assurance can be given as to their ultimate accuracy. Call Bob Hesson 403-397-3082. Chase Enterprises Ltd. is copyright protected.